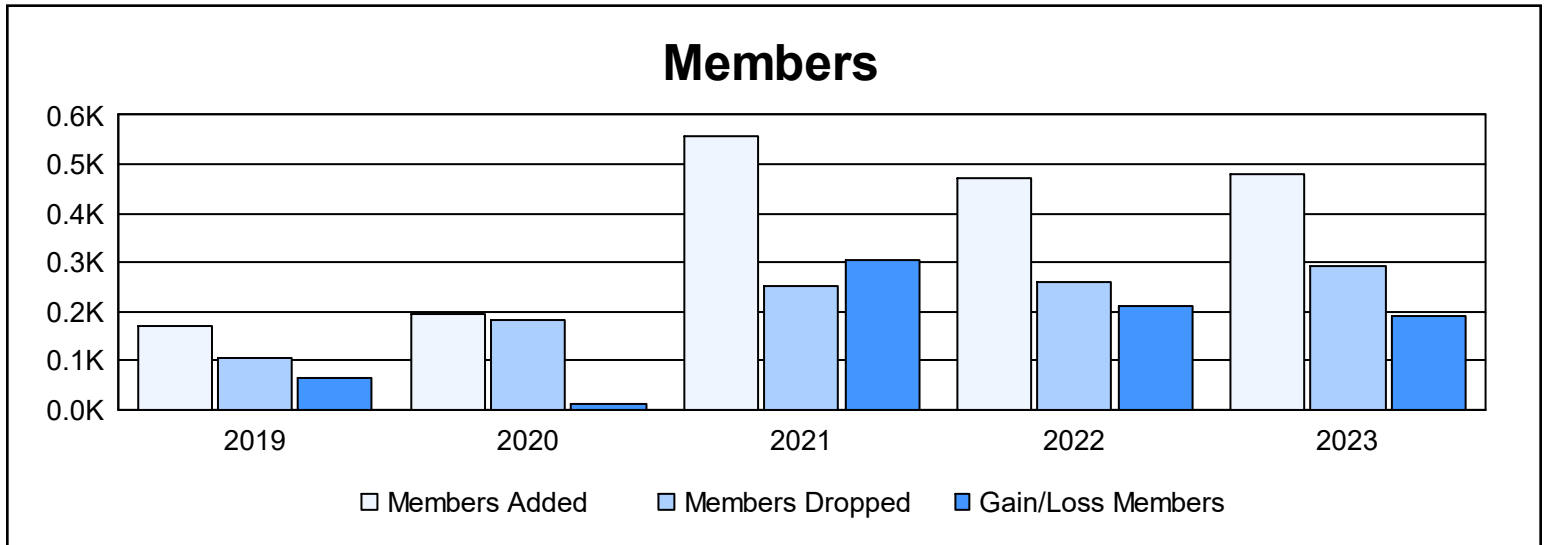
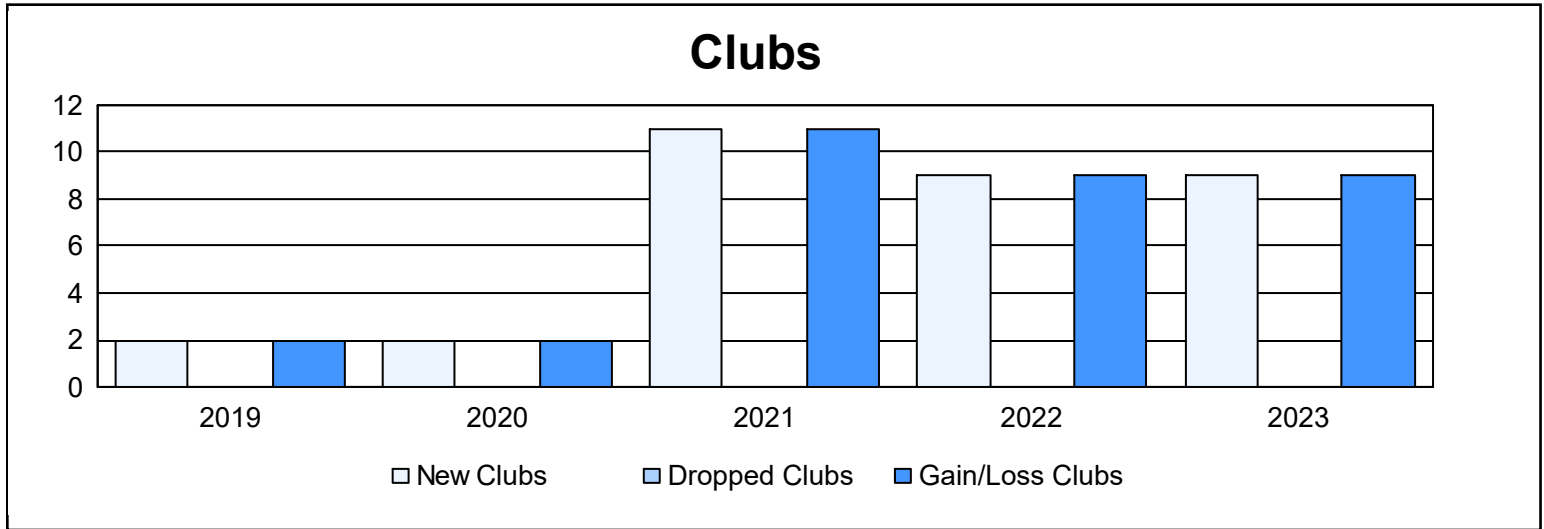
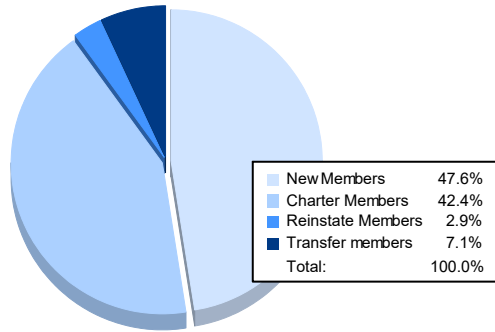


| Year | New Clubs | Dropped Clubs | Gain/ Loss Clubs | New Members | Charter Members | Reinstate Members | Transfer Members | Total Member Added | Total Members Dropped | Gain/ Loss Members |
|----------------|-----------|---------------|------------------|-------------|-----------------|-------------------|------------------|--------------------|-----------------------|--------------------|
| 2018-2019 | 2 | 0 | 2 | 108 | 60 | 2 | 0 | 170 | 105 | 65 |
| 2019-2020 | 2 | 0 | 2 | 119 | 47 | 22 | 5 | 193 | 183 | 10 |
| 2020-2021 | 11 | 0 | 11 | 293 | 257 | 7 | 2 | 559 | 253 | 306 |
| 2021-2022 | 9 | 0 | 9 | 223 | 223 | 20 | 5 | 471 | 258 | 213 |
| 2022-2023 | 9 | 0 | 9 | 229 | 204 | 14 | 34 | 481 | 291 | 190 |
| Average | 7 | 0 | 7 | 194 | 158 | 13 | 9 | 375 | 218 | 157 |



Membership Composition June 2023 Cumulative



Gender Composition June 2023 Cumulative

